


CUBE



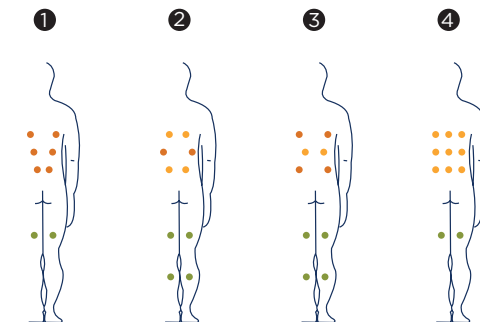
Perfect for the enjoyment of couples, the family or even a get-together with friends, the Cube spa has taken all needs into account to deliver the perfect spa session to all users.

It comes with an ice bucket and headrests around two of the spa's edges for maximum comfort.

Equipped with 27 jets and 12 air nozzles, it gives first-rate massages.



Positions: 4 
Measures: 231 x 231 x 78



Technical specifications



ref: 56541

Measures (±2cm)	231 x 231 x 78		
Positions (seats/loungers)	4 (4 / -)		
Water capacity (l)	975		
Weight (empty/full) (kg)	450 / 1.425		

Cabinet coating	SS	G	N
Acrylic colours	44/59/64		

FEATURES	
Total Massage Points	39
High pressure micro-massage	15
Circular anti-stress massage	12
Relax impact system nozzles	12
Stainless steel nozzles	•
Headrests	2
Digital control panel	•
Ultraviolet Treatment	•
Galvanised metal structure	•
ABS base	•
Energy Saving Cover	•
EcoSpa	•

FINISHES	
Colour Sense	5 LEDs + illuminated accessories
Pure Line Lighting	•
Bluetooth surround sound	Optional
Woodermax Cabinet	-
Design Line	-
Aromatherapy	•
Programmable WiFi Touch Panel	Optional


MESSAGE PUMPS	
Water massage	1.800 W / 2,5 CV
Relax Impact Pump	700 W

FILTRATION AND HEATING	
Recirculation pump	250 W
Water heater	3.000 W
Type of filter	Cartridge

POWER SUPPLY	
Power requirement LOW AMP (W) / (A) to 230 V	3.280 W / 14,3 A
Voltage	230 V / 400 V III

Shell finishes


Acrylic colors



44 White



59 Sterling




64 Pearl Shadow

Furniture finishes



Walnut (N)




Solid Surface (SS)




Graphite (G)

Accessories



*WALNUT step
(or GRAPHITE model)*



Aromatherapy kit refills



Water care

According to our policy of constant evolution, we reserve the right to modify the specifications in part or in whole without forewarning.

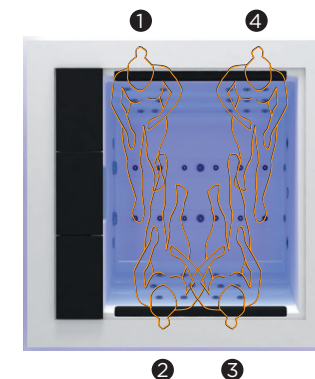
CUBE



Parfaitement adapté pour en profiter pleinement en couple, en famille ou lors d'une réunion entre amis, le spa Cube a tenu compte de tous les besoins afin de pouvoir offrir une séance de spa parfaite.

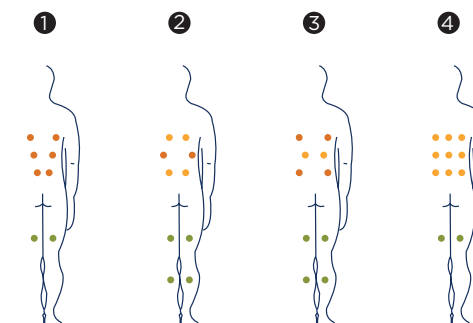
Il inclut unseau à glaçons et des appuis-tête des deux côtés du spa pour votre confort maximal.

Équipé de 27 jets et 12 injecteurs d'air, il procure un massage de choix.



Positions: 4

Dimensions: 231 x 231 x 78



Caractéristiques techniques

ref: 56541

Dimensions (±2cm)	231 x 231 x 78
Positions (assises / allongées)	4 (4 / -)
Volume Eau (l)	975
Poids (vide/plein) (kg)	450 / 1.425

Type de Revêtement Meuble Extérieur*	SS	G	N
Couleurs Acryliques	44/59/64		


PRESTATIONS	
Total Points de Massage	39
Micro Massage Localisé Pressions	15
Massage Rotatif Anti-tension	12
Buses Relax Impact System	12
Jets/Buses Inoxydable	•
Appui-tête	2
Panneau de Commande Numérique	•
Ultraviolet Treatment UV	•
Structure Métal Galvanisé	•
Base ABS	•
Energy Saving Cover	•
EcoSpa	•

DIVERTISSEMENT	
Colour Sense	5 LED + Accessoires éclairés
Pure Line Lighting	•
Surround Bluetooth Audio	Option
Mueble Woodermax	-
Design Line	-
Aromatherapy	•
Touch Panel Programmable Wifi	Option

POMPE DE MASSAGE	
Massage d'eau	1.800 W / 2,5 CV
Relax Impact Pump	700 W

FILTRATION ET CHAUFFAGE	
Pompe de recirculation	250 W
Chauffage d'eau	3.000 W
Type de filtre	Cartouche


COURANT ÉLECTRIQUE	
Puissance maximale LOW AMP (W) / (A) 230 V	3.280 W / 14,3 A
Tension	230 V / 400 V III

Matériel des Spas**Couleurs Acrylique**

44 Blanc




59 Sterling



64 Pearl Shadow

Bois des Spas



Noyer (N)



Solid Surface (SS)



Graphite (G)

AQUAVIA
S P A
Accessories
*Escalier NOYER
(ou GRAPHITE modèle)*

Kit Recharge Aromathérapie

Kit de désinfection

Dans le cadre de notre politique d'améliorations constantes, nous nous réservons le droit de modifier/d'amender nos spécifications n'importe quand et sans aucun préavis.

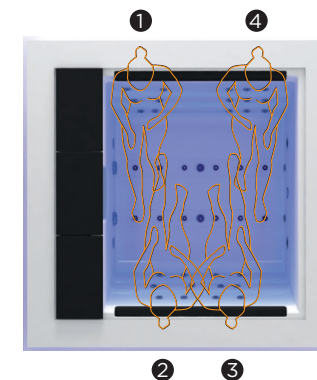
CUBE



Der Spa Cube berücksichtigt alle Erfordernisse, um dem Paar, der Familie und selbst dem Freundeskreis eine perfekte Spa-Sitzung zu bieten.

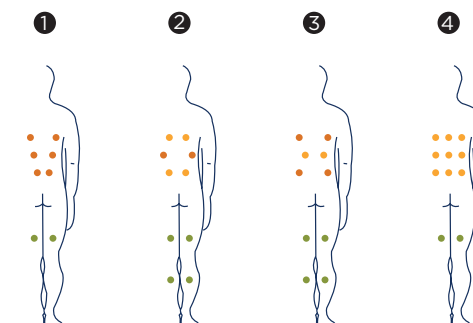
Ein Eiskübel und Kopfstützen auf beiden Seiten des Spas bieten maximalen Komfort.

Ausgestattet mit 27 Jets und 12 Luftinjektoren für eine selektive Massage.



Positionen: 4

Dimensionen: 231 x 231 x 78



Ausstattung

ref: 56541

Dimensionen (±2cm)	231 x 231 x 78
Positionen (sitzend / liegend)	4 (4 / -)
Wasservolumen (l)	975
Gewicht (leer/befüllt) (kg)	450 / 1.425

Verkleidungstyp Außenrahmen	SS	G	N
Acrylfarben		44/59/64	

LEISTUNGEN	
Massagepunkte gesamt	39
Örtliche Druck-Mikromassage	15
Kreisende spannungslösende Massage	12
Düsen Relax Impact System	12
Düsen Edelstahl	•
Kopfstützen	2
Digitales Bedienfeld	•
Ultraviolet Treatment UV	•
Verzinkter Metallrahmen	•
ABS-Platte	•
Energy Saving Cover	•
EcoSpa	•


UNTERHALTUNG	
Colour Sense	5 LED + Beleuchtungszubehör
Pure Line Lighting	•
Surround Bluetooth Audio	Option
Cube Line Cabinet	-
Design Line	-
Aromatherapie	•
Programmierbares Touch Panel Wifi	Option

MESSAGEPUMPEN	
Wassermassage / Jetpumpe	1.800 W / 2,5 CV
Relax Impact Pump / Geblase	700 W

FILTERUNG UND HEIZUNG	
Silent Pump / Umwälzpumpe	250 W
Wasserehitzer	3.000 W
Filertyp	Kartuschenfilter

ELEKTRISCHE SPANNUNG	
Leistung Option niedrige Stromstärke (W) / (A) 230 V	3.280 W / 14,3 A
Stromspannung	230 V / 400 V III


Ausführungstyp Becken

Acrylfarben

44 Weiß



59 Sterling




64 Pearl Shadow

Verkleidungstyp Außenrahmen



Nussbaum (N)





Solid Surface (SS)



Graphit (G)

Zubehör

*Spa-Leiter NUSSBAUM
(oder Woodermax GRAPHIT)**Kit Aromatherapie Beutel**Wasserpflege-Kit*

Im Rahmen unserer Bemühungen um ständige Verbesserungen behalten wir uns das Recht vor, ohne weitere Bekanntmachungen Änderungen an der Konstruktion und den technischen Daten vorzunehmen.

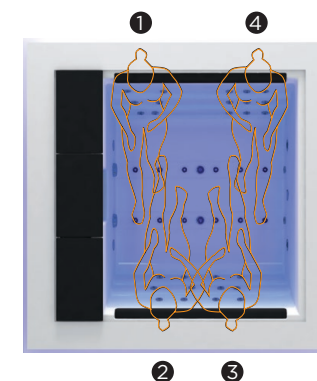
CUBE



Perfecto para el disfrute total de la pareja, la familia o incluso una reunión de amigos, el spa Cube ha tenido en cuenta todas las necesidades para ofrecer una perfecta sesión de spa.

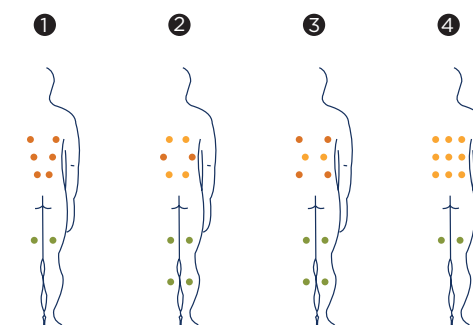
Incluye una cubitera y reposacabezas en ambos lados del spa, para su máximo confort.

Equipado con 27 jets y 12 inyectores de aire, realiza un selecto masaje.



Posiciones: 4

Medidas: 231 x 231 x 78



Características técnicas

ref: 56541

Medidas (±2cm)	231 x 231 x 78
Posiciones (sentado / tumbado)	4 (4 / -)
Volumen Agua (l)	975
Peso (vacío/lleño) (kg)	450 / 1.425

Tipo Revestimiento Mueble Exterior	SS	G	N
Colores Acrílico	44/59/64		

PRESTACIONES	
Total Puntos de Masaje	39
Micro Masaje Localizado Presión	15
Masaje Rotativo Antitensión	12
Boquillas Relax Impact System	12
Jets/Boquillas Inoxidable	•
Reposacabezas	2
Panel de Control Digital	•
Ultraviolet Treatment UV	•
Estructura Metálica Galvanizada	•
Base ABS	•
Energy Saving Cover	•
EcoSpa	•

ENTRETENIMIENTO	
Colour Sense	5 LED + Accesorios iluminados
Pure Line Lighting	•
Surround Bluetooth Audio	Opcional
Mueble Woodermax	-
Design Line	-
Aromatherapy	•
Touch Panel Programable Wifi	Opcional


BOMBAS DE MASAJE	
Masaje de agua	1.800 W / 2,5 CV
Relax Impact Pump	700 W

FILTRACIÓN Y CALEFACCIÓN	
Bomba de recirculación	250 W
Calentador de agua	3.000 W
Tipo de filtro	Cartucho

CORRIENTE ELÉCTRICA	
Potencia requerida LOW AMP (W) / (A) a 230 V	3.280 W / 14,3 A
Voltaje	230 V / 400 V III

Acabados Casco


Colores Acrílico



44 Blanco



59 Sterling




64 Pearl Shadow

Acabados Mueble



Nogal (N)





Solid Surface (SS)



Grafito (G)

AQUA VIA
S P A

Accesorios


*Escalera NOGAL
(o modelo GRAFITO)*

Kit Recambios Aromatherapy

Kit de desinfección

Como parte de nuestra política de mejoramiento continuo, nos reservamos el derecho de modificar el diseño y/o especificaciones sin previo aviso.