

ADVANCE 50

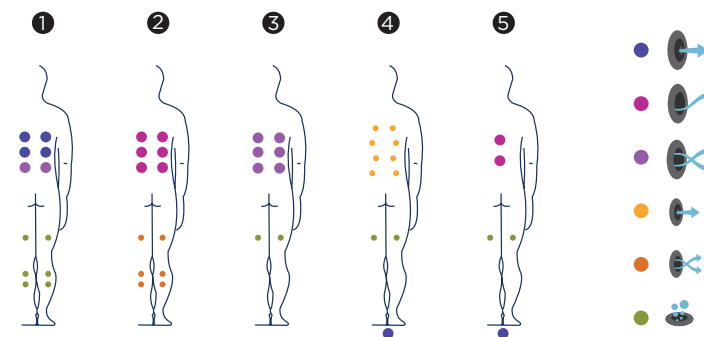


The Advance 50 spa, with room for five, is elegant, comfortable and provides a full massage to all areas of the body. Its meticulous design means that it will bring a touch of distinction and elegance, whether installed indoors or outdoors.

It has two ergonomic loungers so that users are comfortable and relaxed while they enjoy its massage circuits, which in this case are provided by 39 power jets and 12 air nozzles.



Positions: 5 (3 / 2)
Measures: 216 x 198 x 90



Technical specifications



ref: 41909

Measures (±2cm)	216 x 198 x 90		
Positions (seats/loungers)	5 (3 / 2)		
Water capacity (l)	930		
Weight (empty / full) (kg)	327 / 1.257		

Cabinet coating	N	G	SM
Acrylic colours	44 / 59 / 64 / 72		

FEATURES	
Total massage points	51
High pressure micro-massage	12
Circular anti-stress massage	8
Circular drainage massage	2
Reflex foot massage	1
Neck massage	-
Intensive treatment lounger jets	12
Relax Impact System nozzles	12
Waterfall	2
Water fountains	2
Headrests	3
Digital Control Panel	•
Ultraviolet Treatment	•
Galvanised metal structure	•
ABS base	•
Energy Saving Cover	•
EcoSpa	Optional

FINISHES	
Colour Sense	5 LEDs + illuminated accessories
Pure Line Lighting	Optional -
Bluetooth surround sound	Optional -
Stainless steel nozzles	•
Woodermax Cabinet	• -
Design Line	Optional -
Stainless steel handrail	• -
Aromatherapy	•
Easy Access Steps	-
Programmable WiFi Touch Panel	Optional


MESSAGE PUMPS	
Water massage	2 x 1.800 W / 2 x 2,5 CV
Relax Impact Pump	700 W

FILTRATION AND HEATING	
Recirculation pump	250 W
Water heater	3.000 W
Type of filter	Cartridge
High Performance Water Care	•

POWER SUPPLY	
Power requirement LOW AMP (W) / (A) to 230 V	4.030 W / 17,5 A
Voltage	230 V / 400 V III

Shell finishes


Acrylic colors




44 White



59 Sterling



64 Pearl Shadow



72 Pearl Cameo

Furniture finishes




Walnut (N)



Graphite (G)

Accessories



*WALNUT step
(or GRAPHITE model)*



*Ideal accessory for taking off the spa cover
without any effort at all.*



Water care

According to our policy of constant evolution, we reserve the right to modify the specifications in part or in whole without forewarning.

ADVANCE 50

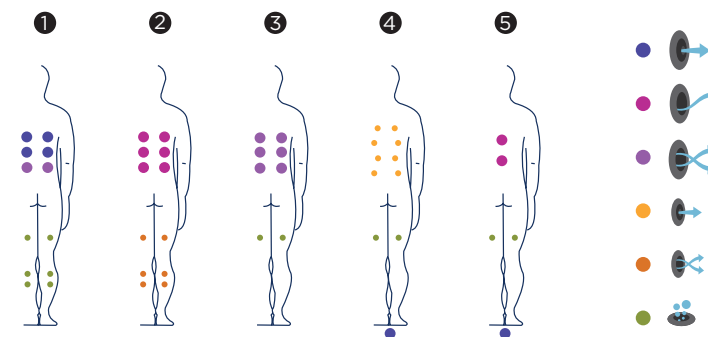


Le spa Advance 50, à 5 places, possède une ligne élégante et confortable et propose un massage complet sur toutes les zones du corps. Son design soigné permet de l'installer dans tout type de décoration intérieure ou extérieure et apporte une touche de distinction et d'élégance.

Il a deux chaises-longues ergonomiques pour profiter d'un confort et d'une détente maximums pendant que l'utilisateur apprécie les circuits de massage, fournis ici par 39 jets puissants et 12 injecteurs d'air.



Positions: 5 (3 / 2)
Dimensions: 216 x 198 x 90



Caractéristiques techniques

ref: 41909

Dimensions (±2cm)	216 x 198 x 90
Positions (assises / allongées)	5 (3 / 2)
Volume Eau (l)	930
Poids (vide / plein) (kg)	327 / 1.257

Type Revêtement Meuble Extérieur	N	G	SM
Couleurs Acrylique	44 / 59 / 64 / 72		


PRESTATIONS	
Total Points de Massage	51
Micro Massage Localisé Pression	12
Massage Rotatif Anti-tension	8
Massage Rotatif Drainage	2
Massage Pieds Reflexo	1
Massage Cervical	-
Jets Chaise-Longue Intensive Treatment	12
Buses Relax Impact System	12
Cascades Eau	2
Sources Eau	2
Appuie-tête	3
Panneau de Commande Numérique	•
Ultraviolet Treatment UV	•
Structure Métal Galvanisé	•
Base ABS	•
Energy Saving Cover	•
EcoSpa	Option

FINITIONS	
Colour Sense	5 LED + Accessoires éclairés
Pure Line Lighting	Option
Surround Bluetooth Audio	Option
Buses Inoxydable	•
Meuble Woodermax	•
Design Line	Option
Barre Inoxydable	•
Aromatherapy	•
Escalier Accès Easy Access	-
Touch Panel Programmable Wifi	Option

POMPES DE MASSAGE	
Massage d'eau	2 x 1.800 W / 2 x 2,5 CV
Relax Impact Pump	700 W

FILTRATION ET CHAUFFAGE	
Pompe de recirculation	250 W
Chauffage d'eau	3.000 W
Type de filtre	Cartouche
High Performance Water Care	•

COURANT ÉLECTRIQUE	
Puissance maximale LOW AMP (W) / (A) 230 V	4.030 W / 17,5 A
Tension	230 V / 400 V III

Matériel des Spas**Couleurs Acrylique**


44 Blanc



59 Sterling



64 Pearl Shadow




72 Pearl Cameo

Bois des Spas

Noyer (N)



Graphite (G)

Accessories*Escalier NOYER
(ou GRAPHITE modèle)**Accessoire idéal pour ramasser en toute
commodité la couverture de votre Spa.**Kit de désinfection*

Dans le cadre de notre politique d'améliorations constantes, nous nous réservons le droit de modifier/d'amender nos spécifications n'importe quand et sans aucun préavis.

ADVANCE 50

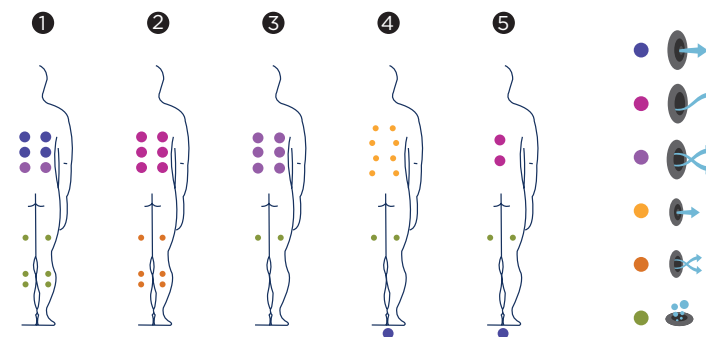


Der Spa Advance 50 mit fünf Plätzen weist eine elegante und komfortable Linienführung auf und ermöglicht eine komplette Ganzkörpermassage. Dank seinem eleganten Design kann er in jedem Innen- und Außenbereich aufgestellt werden und sorgt für eine vornehme und elegante Note.

Auf zwei ergonomischen Liegen können Sie größten Komfort und Entspannung genießen, während Sie sich einem Massagezyklus unterziehen, in diesem Fall durch 39 kräftige Jets und 12 Luftinjektoren.



Positionen: 5 (3 / 2)
Dimensionen: 216 x 198 x 90





ref: 41909

Ausstattung

Dimensionen (±2cm)	216 x 198 x 90
Positionen (seats/loungers)	5 (3 / 2)
Wasservolumen (l)	930
Gewicht (leer/befüllt) (kg)	327 / 1.257

Verkleidungstyp Außenrahmen	N	G	SM
Acrylfarben	44 / 59 / 64 / 72		

LEISTUNGEN	
Massagepunkte gesamt	51
Örtliche Druck-Mikromassage	12
Kreisende spannungslösende Massage	8
Kreisende Drainage-Massage	2
Fußreflexmassage	1
Halswirbelmassage	-
Jets Liege Intensive Treatment	12
Düsen Relax Impact System	12
Wasserfälle	2
Wasserquellen	2
Kopfstützen	3
Digitales Bedienfeld	•
Ultraviolet Treatment UV	•
Verzinkter Metallrahmen	•
ABS-Platte	•
Energy Saving Cover	•
EcoSpa	Option

AUSFÜHRUNGEN	
Colour Sense	5 LED + Beleuchtungszubehör
Pure Line Lighting	Option -
Surround Bluetooth Audio	Option -
Düsen Edelstahl	•
Rahmen Woodermax	• -
Design Line	Option -
Edelstahlstange	• -
Aromatherapie	•
Zutrittsleiter Easy Access	-
Programmierbares Touch Panel Wifi	Option


MASSAGEPUMPEN	
Wassermassage / Jetpumpe	2 x 1.800 W / 2 x 2,5 CV
Relax Impact Pump / Geblase	700 W

FILTERUNG UND HEIZUNG	
Silent Pump / Umwälzpumpe	250 W
Wassererhitzer	3.000 W
Filterung	Kartuschenfilter
Filtertyp	•

ELEKTRISCHE SPANNUNG	
Leistung Option niedrige Stromstärke (W) / (A) 230 V	4.030 W / 17,5 A
Stromspannung	230 V / 400 V III

Ausführungstyp Becken


Acrylfarben




44 Weiß



59 Sterling



64 Pearl Shadow



72 Pearl Cameo

Verkleidungstyp Außenrahmen




Nussbaum (N)



Graphite (G)

Zubehör



*Spa-Leiter NUSSBAUM
(oder Woodermax GRAPHIT)*



*Ideales Zubehör zum bequemen Abnehmen
der Spa-Abdeckung*



Wasserpflege-Kit

Im Rahmen unserer Bemühungen um ständige Verbesserungen behalten wir uns das Recht vor, ohne weitere Bekanntmachungen Änderungen an der Konstruktion und den technischen Daten vorzunehmen.

ADVANCE 50



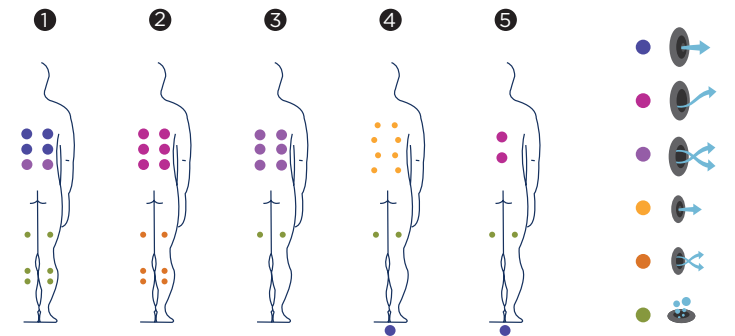
El spa Advance 50, de 5 plazas, mantiene una línea elegante y confortable, para un masaje completo de todas las zonas del cuerpo. Su cuidado diseño permite instalarlo en cualquier tipo de decoración interior o exterior, aportando un toque de distinción y elegancia.

Tiene dos tumbonas ergonómicas para disfrutar del mayor confort y relajación mientras se disfruta de sus circuitos de masaje, esta vez proporcionados por 39 potentes jets y 12 inyectores de aire.



Posiciones: 5 (3 / 2)

Medidas: 216 x 198 x 90



Características técnicas

ref: 41909

Medidas (±2cm)	216 x 198 x 90
Posiciones (sentado / tumbado)	5 (3 / 2)
Volumen Agua (l)	930
Peso (vacío / lleno) (kg)	327 / 1.257

Tipo Revestimiento Mueble Exterior	N	G	SM
Colores Acrílico	44 / 59 / 64 / 72		


PRESTACIONES	
Total Puntos de Masaje	51
Micro Masaje Localizado Presión	12
Masaje Rotativo Antitensión	8
Masaje Rotativo Drenaje	2
Masaje Pies Reflejo	1
Masaje Cervical	-
Jets Tumbona Intensive Treatment	12
Boquillas Relax Impact System	12
Cascadas Agua	2
Fuentes Agua	2
Reposacabezas	3
Panel de Control Digital	•
Ultraviolet Treatment UV	•
Estructura Metálica Galvanizada	•
Base ABS	•
Energy Saving Cover	•
EcoSpa	Opcional

ACABADOS	
Colour Sense	5 LED + Accesorios iluminados
Pure Line Lighting	Opcional
Surround Bluetooth Audio	Opcional
Jets/Boquillas Inoxidable	•
Mueble Woodermax	•
Design Line	Opcional
Barra Inoxidable	•
Aromatherapy	•
Escalera Acceso Easy Access	-
Touch Panel Programable Wifi	Opcional

BOMBAS DE MASAJE	
Masaje de agua	2 x 1.800 W / 2 x 2,5 CV
Relax Impact Pump	700 W

FILTRACIÓN Y CALEFACCIÓN	
Bomba de recirculación	250 W
Calentador de agua	3.000 W
Tipo de filtro	Cartucho
High Performance Water Care	•


CORRIENTE ELÉCTRICA	
Potencia requerida LOW AMP (W) / (A) a 230 V	4.030 W / 17,5 A
Voltaje	230 V / 400 V III

Acabados Casco**Colores Acrílico**


44 Blanco



59 Sterling



64 Pearl Shadow




72 Perla Cameo

Acabados Mueble

Nogal (N)



Grafito (G)

Accesorios*Escalera NOGAL
(o modelo GRAFITO)**Accesorio ideal para recoger de
forma cómoda la cubierta del spa**Kit de desinfección*

Como parte de nuestra política de mejoramiento continuo, nos reservamos el derecho de modificar el diseño y/o especificaciones sin previo aviso.